



# 2022

## A Fresh Context for Logistics?

Kirsten Tisdale - 9 June 2022

# Intro

---

## Kirsten Tisdale

- > Career: NFC->DHL, TNT, M&S
- > Operations & Implementations, Business Development, HO & Projects
- > Established Aricia Limited in 2001
- > Logistics & Supply Chain Consulting
- > FCILT & WiL Steering Group



# The supply chain – it used to be simple

---

Management, systems, strategy...

Supply

Resources

Demand

Transport

Warehousing

People

Equipment

# Into the wormhole

Lockdowns

Shipping

WFH

Illness

Containers

Panic buy

Weather

HGV drivers

PPE

Evergiven

Storage

Home shop

Etc Etc

Op Brock

Eat in/out

Etc Etc

Home build

EU Trade

Staycation

Silicon chips

Veh shortage

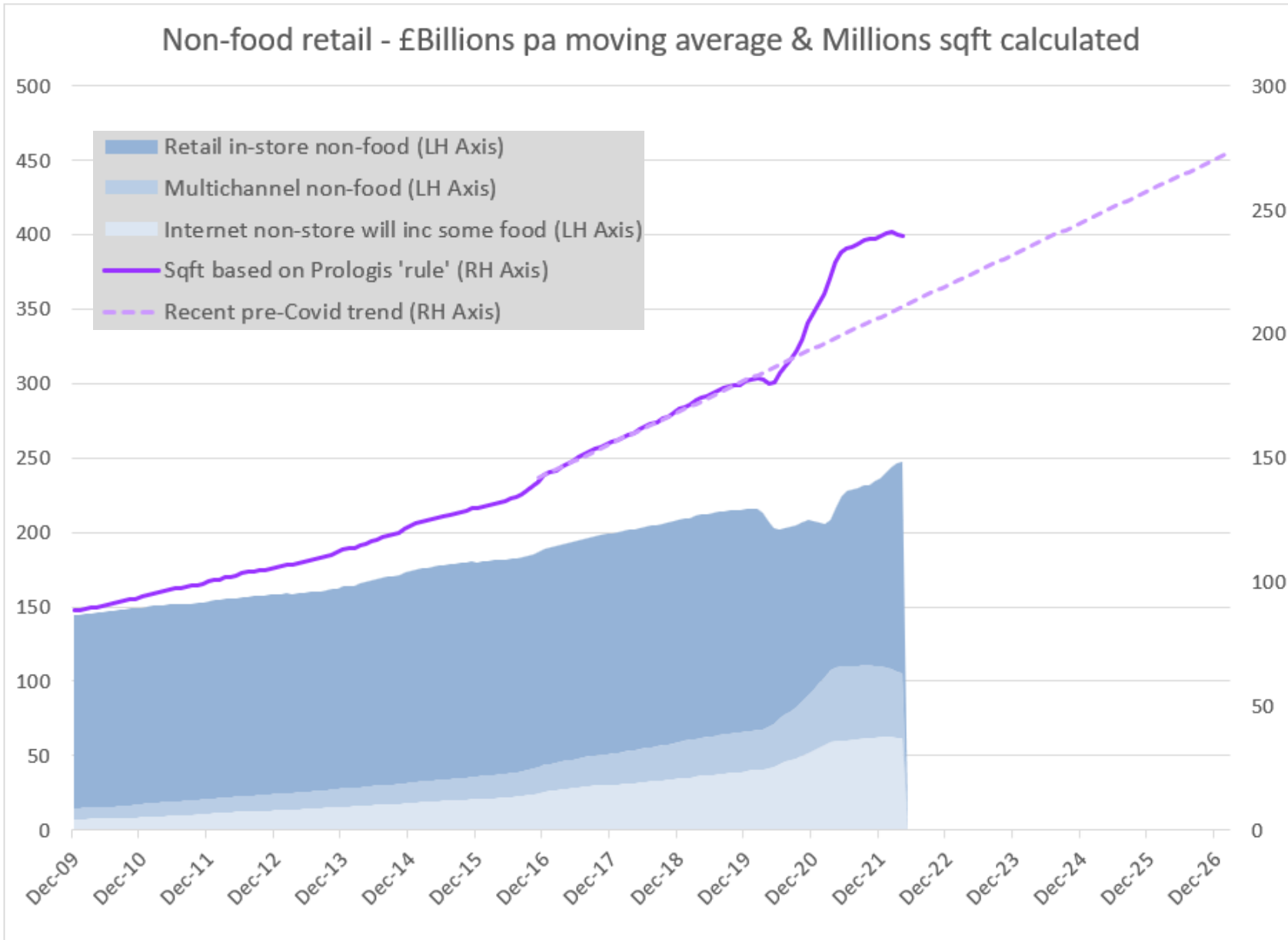
Etc Etc



## 2022 – another curve ball

	Measure	Change	When to when	Source
↓	Consumer confidence	-7 → -40	July 2021->May 2022 (Lowest since start in 1974)	GfK Index
↑	CPI inflation	1.7 → 9%	Pre-Covid->Apr 2022	ONS
↑	Interest rates	+33% But x10	Pre-Covid->May 2022 Compared with mid-Covid	BoE Official bank rate
↑	Energy – SAP price	>4x c18x on 8/3/22	May 2019->May 2022 but HUGE fluctuations in period	National Grid via ONS
↑	Diesel – pump price	+33%	May 2019->May 2022	BEIS
↑	Driver wages in adverts	+30%	May 2019->May 2022	Adzuna Portal
↑	Spot haulage rates	+13%	May 2019->May 2022	TEG price index
↓	FLT driver numbers	Male -34% Female -38%	2019->2021 Female = only 2% of FLT	Nomis
↑	Logistics vacancies	+85%	May 2019->May 2022 Down from >2x in January	Adzuna via ONS

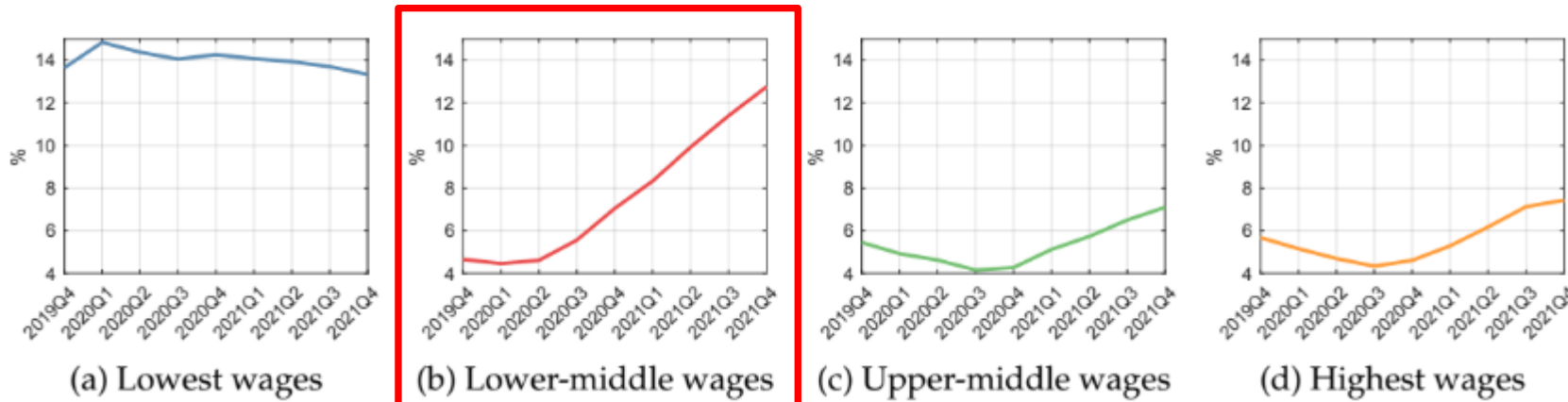
# Impact of home shopping on warehousing



# Silver Exodus

- > World Economic Forum – The Conversation: c300K more UK workers aged 50-65 are now “economically inactive” than before Covid
- > Charts show % of employed workers aged 50-65 who became economically inactive one year later

*Talent in Logistics  
recent survey of  
FLT drivers: 48% in  
this age bracket*



**The Conversation**

29 Apr 2022

**Carlos Carrillo-Tudela**  
Professor of Economics, University of Essex

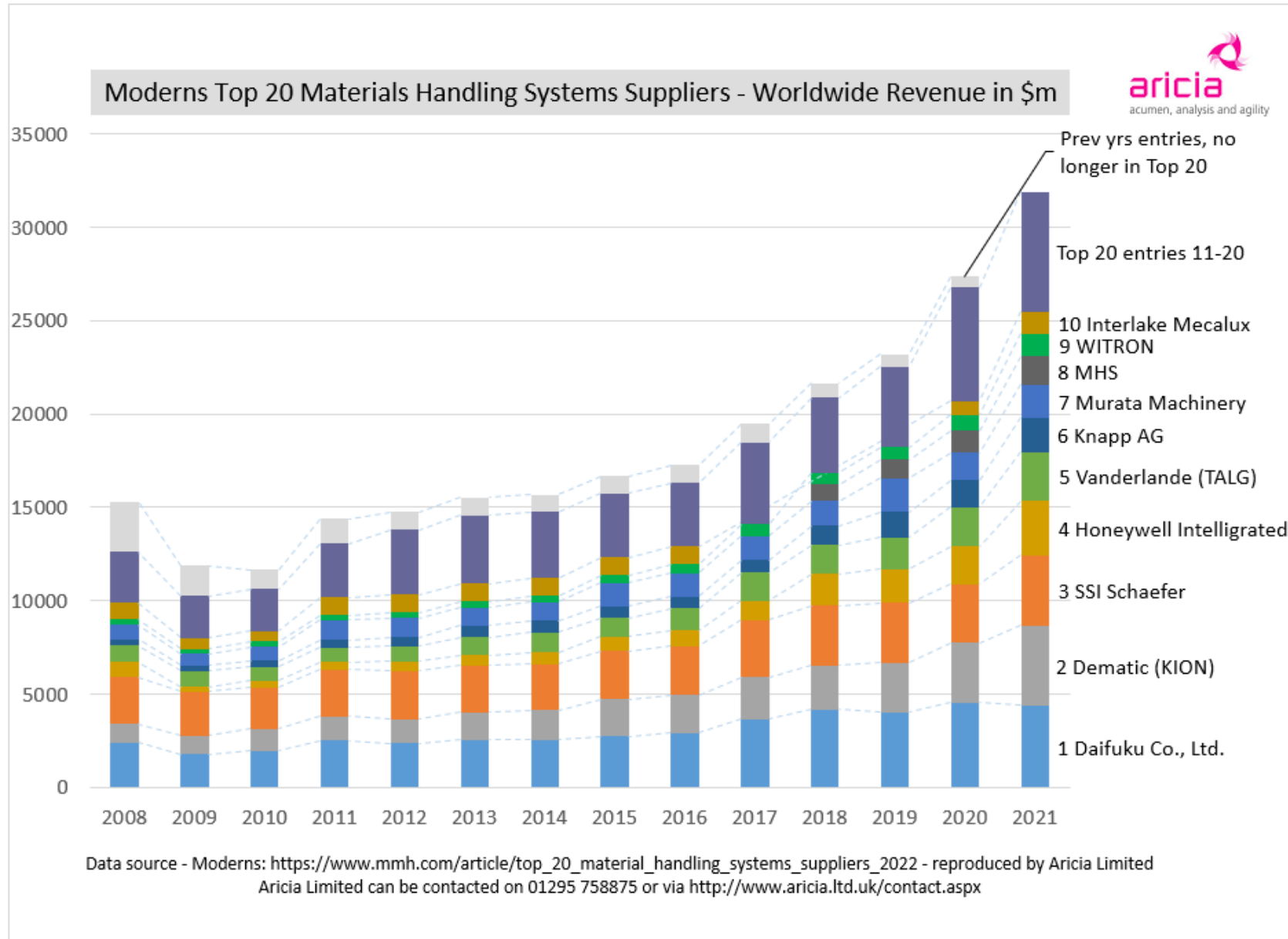
**Alex Clymo**  
Assistant Professor of Economics, University of Essex

**David Zentler-Munro**  
Assistant Professor in Economics, University of Essex

- > Wholesale & retail (40% rise), Transport & storage (+30%), and Manufacturing (+25%) have largest % rise in inactivity in over-50s
- > Process plant & machine operatives (+50%) and Sales & customer service occupations (+40%) are the occupations with largest % rises
- > Red graph = workers earning c£18-25Kpa in most recent job

*Guess which chart the  
lower paid half of FLT  
drivers & mid paid half  
of warehouse workers  
sit in*

# Investment in Automation & Materials Handling





# Final thoughts & questions

---

## People

- > Diversity including more women and all age groups as well as more generally
- > Focus on recruitment, retention, upskilling, ergonomics, flexibility of shifts, seek feedback
- > Question: Are we sometimes too efficiency-focused with people in logistics?

## Automation

- > ROI is changing from replacing staff to increasing throughput, from monetary payback to de-risking staff availability
- > Question: Do we need to manage demand more & stop hyping excess?  
NB That last question is for the nation rather than just supply chain, logistics & warehouse execs!



# 2022

Thank you!

Kirsten Tisdale

[www.linkedin.com/in/kirstentisdale](https://www.linkedin.com/in/kirstentisdale)

# Links to sources

---

## 2022 Chart:

- > <https://www.gfk.com/en-gb/press/uk-consumer-confidence-down-two-points-to-lowest-ever-score-of-40>
- > <https://www.ons.gov.uk/economy/inflationandpriceindices/datasets/consumerpriceinflation>
- > <https://www.bankofengland.co.uk/monetary-policy/the-interest-rate-bank-rate>
- > <https://www.ons.gov.uk/economy/economicoutputandproductivity/output/datasets/systemaveragepricesapofgas>
- > <https://www.gov.uk/government/statistics/weekly-road-fuel-prices>
- > <https://www.adzuna.co.uk/hire/labour-market-intelligence/>
- > <https://transportexchange.com/road-transport-price-index/>
- > <https://www.nomisweb.co.uk/>
- > <https://www.ons.gov.uk/economy/economicoutputandproductivity/output/datasets/onlinejobadvertestimates>

## Graphs & stats:

- > <https://www.ons.gov.uk/businessindustryandtrade/retailindustry/bulletins/retailsales/latest>
- > [https://www.prologis.com/sites/corporate/files/documents/2017/02/Research\\_Whitepaper\\_Ecommerce\\_Impact\\_on\\_Logistics\\_Real\\_Estate.pdf](https://www.prologis.com/sites/corporate/files/documents/2017/02/Research_Whitepaper_Ecommerce_Impact_on_Logistics_Real_Estate.pdf)
- > [https://www.dropbox.com/s/gf2brdj0znboon3/over50sInactivity\\_April2022.pdf?dl=0](https://www.dropbox.com/s/gf2brdj0znboon3/over50sInactivity_April2022.pdf?dl=0)
- > <https://www.talentinlogistics.co.uk/download/whitepaper-what-lift-truck-operators-really-think-of-their-job/>
- > [https://www.mmh.com/article/top\\_20\\_material\\_handling\\_systems\\_suppliers\\_2022](https://www.mmh.com/article/top_20_material_handling_systems_suppliers_2022)

## Free images:

- > <https://pixabay.com/users/thedigitalartist-202249/>
- > <https://pixabay.com/users/flutie8211-17475707/>